



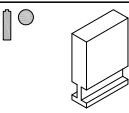


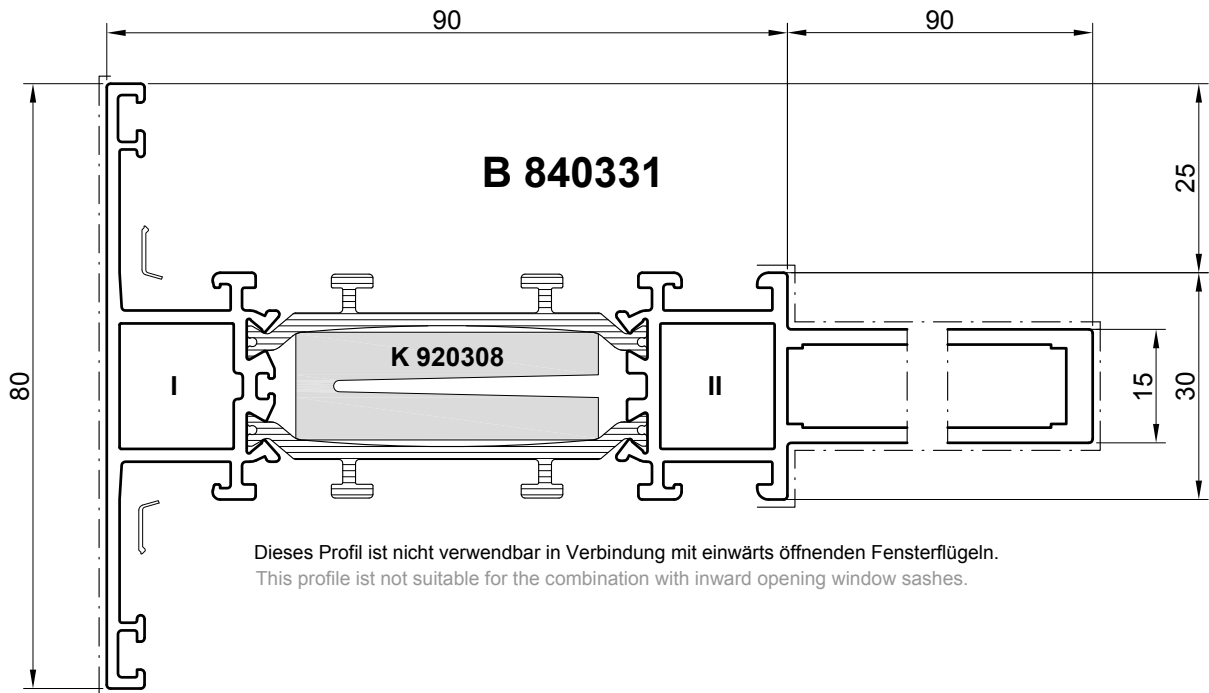
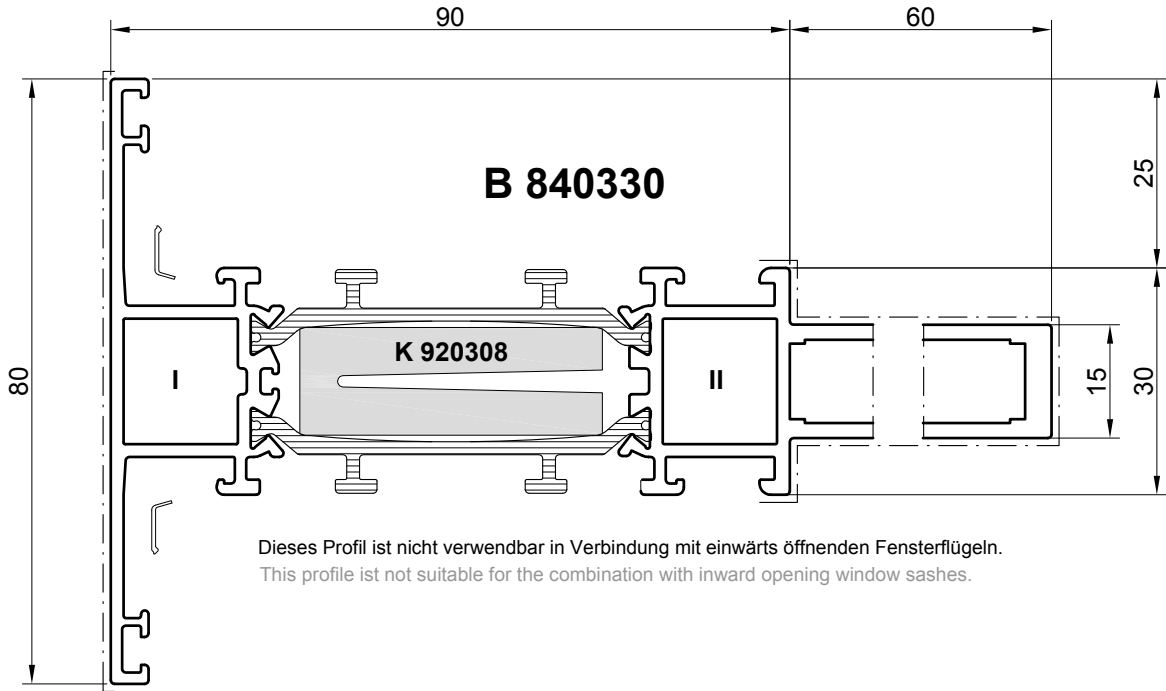










Dieses Profil ist nicht verwendbar in Verbindung mit einwärts öffnenden Fensterflügeln.
 This profile is not suitable for the combination with inward opening window sashes.

025004300

	Außenkammer External profile chamber	I	Innenkammer Internal profile chamber	II		
<ul style="list-style-type: none">  verpressbar crimpable  verstiftbar nailable  nachträglich verklebbar retro gluing after assembly 						
B 840327	Z 921012 L Z 921013 R	Z 921005	2 x Z 911513	Z 921036	Z 921005	2 x Z 911513
B 840329	Z 921012 L Z 921013 R	Z 921005	2 x Z 911513	Z 921036	Z 921005	2 x Z 911513



	Außenkammer External profile chamber		I	Innenkammer Internal profile chamber		II	
							
B 840330	Z 921012 L Z 921013 R		Z 921005	2 x Z 911513	Z 921036	Z 921005	2 x Z 911513
B 840331	Z 921012 L Z 921013 R		Z 921005	2 x Z 911513	Z 921036	Z 921005	2 x Z 911513

030004400